


AITECS PRO SP-12S SYRINGE PUMP FOR USE OF DIPYRIDAMOLE (Myocardial)  
UPDATED: MAY 2016


CPT CODE: N/A


**MAXIMUM WEIGHT: 200 kg (pump dependent)**


1. - Make sure there is no air in syringe or line.
2. Press **ON/OFF** button.
3. Adjust syringe in syringe holder by using **BOLUS** and **>>** buttons. Close top clamp.
4. Confirm type of syringe. **ENTER**.
5. Dose mode should be mL/h. If need to adjust, press **PROG**, then mg ↔ mL button, then **ENTER**.
6. Infusion Rate = For a 4 min infusion. Total volume of syringe multiplied by 15. For example, if the syringe has 20 mL in it, the rate would be 20 x 15 = 300 mL/h. **ENTER**.
7. Occlusion Level should be High (1.2 bar). **ENTER**.
8. Ready to run? Press **YES**.
9. Infusion is ready, press **START/STOP** to start infusion. A pre-alarm will sound, just silence it.
  - To silence alarm, press **C/button**.
  - To change something, press **PROG**, then adjust, then **ENTER**.
  - Can also refer to **Quick Reference Guide** for any more basic information.

Reviewed By:

  
\_\_\_\_\_  
Scott B. Perlman, MD, MS  
Chief, Nuclear Medicine

  
\_\_\_\_\_  
Derek Fuerbringer, CNMT  
Manager, Nuclear Medicine

  
\_\_\_\_\_  
Mary Zasadil  
Chief, Nuclear Cardiology

  
\_\_\_\_\_  
Scott Knishka, RPh, BCNP  
Radiopharmacist