

Division of Nuclear Medicine Procedure / Protocol


BAXTER INFUSION PUMP (A550) FOR USE OF DIPYRIDAMOLE (Myocardial)
UPDATED: MAY 2016

CPT CODE: N/A

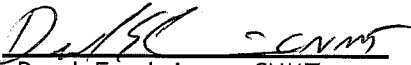
MAXIMUM WEIGHT: 107 kg

1. Draw 2cc of air into the dose syringe, connect the extension tubing to the dose and prime the tubing inverting the syringe.
2. Load the syringe into the pump, then turn the pump on.
3. When prompted with **SELECT LIBRARY**, use the up and down arrows to select **NONE**, press **CONFIRM**.
4. When prompted with **SELECT MODE**, use the up and down arrows to select **MCG/KG/MIN**, press **CONFIRM**.
5. When prompted with **VERIFY SYRINGE B-D**, press **CONFIRM**.
6. When prompted with **VERIFY 60ML**, press **CONFIRM**.
7. When prompted with **ENTER BODY WT** (in KG), enter a maximum weight of 107 kg.
**** The pump will run over 4 min for anyone weighing more than 107 kg ****
8. When prompted with **ENTER CONCENTRATION**, enter 2.5, press **CONFIRM**.
9. When prompted with **ENTER DOSE (RATE)**, enter 142.
10. Press **LOCK** to hold the entered values.
11. Attach the extension tubing to the IV drip.
12. When the stress test is ready to begin, press **LOCK**, then press **START** to begin the infusion.
13. Press **STOP** when the dose reaches the end of the extension tubing, clamp the tubing and turn the pump off.


Reviewed By:




Scott B. Perlman, MD, MS
Chief, Nuclear Medicine



Derek Fuerbringer, CNMT
Manager, Nuclear Medicine



Mary Zasadil
Chief, Nuclear Cardiology



Scott Knishka, RPh, BCNP
Radiopharmacist