


Division of Nuclear Medicine Procedure / Protocol

BAXTER INFUSION PUMP (A550) FOR USE OF DOBUTAMINE (Myocardial)
UPDATED: MAY 2016


CPT CODE: N/A

1. Draw 2cc of air into the dose syringe, connect the extension tubing to the dose and prime the tubing inverting the syringe.
2. Load the syringe into the pump, then turn the pump on.
3. When prompted with **SELECT LIBRARY**, use the up and down arrows to select **NONE**, press **CONFIRM**.
4. When prompted with **SELECT MODE**, use the up and down arrows to select **MCG/KG/MIN**, press **CONFIRM**.
5. When prompted with **VERIFY SYRINGE B-D**, press **CONFIRM**.
6. When prompted with **VERIFY 60ML**, press **CONFIRM**.
7. When prompted with **ENTER BODY WT (in KG)**, enter the weight in KG.
8. When prompted with **ENTER CONCENTRATION**, enter 5, press **CONFIRM**.
9. When prompted, confirm the dose of **10MCG/KG/MIN**.
10. Press **LOCK** to hold the entered values.
11. Attach the extension tubing to the IV drip.
12. When the stress test is ready to begin, press **LOCK**, then press **START** to begin the infusion.
13. At 3 min (or when the physician prompts you), press **EDIT**, enter the new dose rate of **20 (mcg/kg/min)**, press **CONFIRM**.
14. At 6 min (or when the physician prompts you), press **EDIT**, enter the new dose rate of **30 (mcg/kg/min)**, press **CONFIRM**.
15. Repeat step 14, increasing the dose rate when and how much the physician recommends as needed.
16. Press **STOP** when the physician instructs, record the total MG of Dobutamine administered, clamp the tubing and turn the pump off.

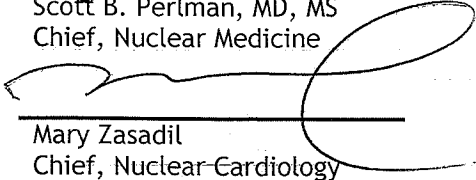
Reviewed By:




Scott B. Perlman, MD, MS
Chief, Nuclear Medicine



Derek Fuerbringer, CNMT
Manager, Nuclear Medicine



Mary Zasadil
Chief, Nuclear Cardiology



Scott Knishka, RPh, BCNP
Radiopharmacist